

Summary of Statistics

Student Life - Judicial Affairs - Michigan State University

Numbers reflect cases managed during the academic year, and reflect individual students not the number of incidents (unless otherwise noted).

<u>Status of Cases</u>	<u>07/08</u>	<u>08/09</u>	<u>09/10</u>	<u>% chg (+/-)*</u>
Dismissed or withdrawn	38	25	20	-20.0%
Pending***	151	67	61	-9.0%
Adjudicated	<u>484</u>	<u>384</u>	<u>424</u>	10.4%
Total	673	476	505	6.1%

<u>Student Status</u>	<u>07/08</u>	<u>08/09</u>	<u>09/10</u>	<u>% chg (+/-)*</u>
Denials**	209	128	96	-25.0%
Admits	428	348	409	17.5%

<u>Days In Between</u>	<u>07/08</u>	<u>08/09</u>	<u>09/10</u>	<u>% chg (+/-)*</u>
Incident - referral	18	18	19	5.6%
Referral – notification	7	7	5	-28.6%
Notification - meeting	12	11	10	-9.1%

<u>Sanctions Imposed</u>	<u>07/08</u>	<u>08/09</u>	<u>09/10</u>	<u>% chg (+/-)*</u>
Warning	34	35	26	-25.7%
Warning Probation	364	296	341	15.2%
Disciplinary Probation	85	50	60	20.0%
Suspension	8	4	8	100.0%
Alcohol & Other Drug Ed.	355	285	292	2.5%
Housing transfer/expulsion	13	11	14	27.3%
Restitution	8	3	2	-33.3%
Community Service	7	4	2	-50.0%
Reflection Papers	27	16	48	200.0%
Counseling	15	13	12	-7.7%
Trespass	5	0	0	#DIV/0!
Other	56	21	56	166.7%

*Percent change represents current year from prior year.

**Completed cases only.

***Consists of cases that are pending with Holds and pending hearings.

****#DIV/O! means that the number can not be divided by 0 from the previous year.

Summary of Statistics
Student Life - Judicial Affairs - Michigan State University

<u>Judicial Activities</u>	<u>07/08</u>	<u>08/09</u>	<u>09/10</u>	<u>% chg (+/-)*</u>
Administrative Meetings	517	356	416	16.9%
Administrative Denial Hearings	34	18	18	0.0%
Student/Faculty Judiciary Hearings	19	11	2	-81.8%
All-University Student Judiciary Hearings	8	0	2	#DIV/0!
Residence Hall Association Board	16	2	3	50.0%
University Student Appeals Board	7	5	9	80.0%
Total	601	392	450	14.8%

<u>Records Checks</u>	<u>07/08</u>	<u>08/09</u>	<u>09/10</u>	<u>% chg (+/-)*</u>
Study Abroad	0	70	0	-100.0%
Residence Life	1	4	0	-100.0%
Other (e.g., employer, Prime Housing, Univ.)	639	751	818	8.9%
Total	640	825	818	-0.8%

*Percent change represents current year from prior year.

**Completed cases only.

***Consists of cases that are pending with Holds and pending hearings.

****#DIV/O! means that the number can not be divided by 0 from the previous year.

Summary of Statistics
Student Life - Judicial Affairs - Michigan State University

<u>Residence Halls</u>	<u>07/08</u>	<u>08/09</u>	<u>09/10</u>	<u>% chg (+/-)*</u>
Abbot	9	21	10	-52.4%
Akers	52	23	27	17.4%
Armstrong	36	19	57	200.0%
Bailey	42	42	56	33.3%
Brody	0	0	2	#DIV/0!
Bryan	56	14	31	121.4%
Butterfield	18	7	19	171.4%
Campbell	4	11	15	36.4%
Case	32	18	18	0.0%
Emmons	20	5	14	180.0%
Gilchrist	4	1	1	0.0%
Holden	30	70	60	-14.3%
Holmes	13	29	12	-58.6%
Hubbard	77	32	35	9.4%
Landon	1	8	5	-37.5%
Mason	3	6	2	-66.7%
Mayo	6	0	3	#DIV/0!
McDonel	22	15	10	-33.3%
Other	11	6	9	50.0%
Owen	4	5	14	180.0%
Phillips	16	7	5	-28.6%
Rather	6	7	1	-85.7%
Shaw	15	7	4	-42.9%
Snyder	5	4	1	-75.0%
University Apartments	30	7	23	228.6%
Van Hoosen	0	0	0	#DIV/0!
Williams	3	3	8	166.7%
Wilson	67	75	47	-37.3%
Wonders	38	31	9	-71.0%
Yakeley	8	3	7	133.3%
Total	628	476	505	6.1%

*Percent change represents current year from prior year.

**#DIV/0! means that the number can not be divided by 0 from the previous year.

Summary of Statistics

Student Life - Judicial Affairs - Michigan State University

The statistics here reflect the number of times each University Policy was cited in a complaint.

	<u>07/08</u>	<u>08/09</u>	<u>09/10</u>	<u>% chg *</u>		<u>07/08</u>	<u>08/09</u>	<u>09/10</u>	<u>% chg *</u>
GSR-2.01 Cause/threaten to endanger	54	29	26	-10.3%	RHR-1.7 Allow animals in residence hall	0	3	2	-0.33333
GSR-2.02 Intimidation	14	10	8	-20.0%	RHR-1.8 Failure to discourage	369	234	246	5.1%
GSR-2.03 Firearms, explosives ...	12	10	9	-10.0%	RHR-2.1 Safety hazard	27	14	12	-14.3%
GSR-2.04 Obstruct/disrupt individuals	21	10	5	-50.0%	RHR-2.2 Throw from window/balcony	8	7	1	-85.7%
GSR-2.05 Trespassing	13	6	6	0.0%	RHR-2.3 Firearms, fireworks ...	12	5	2	-60.0%
GSR-2.06 Drugs	187	137	149	8.8%	RHR-2.4 Dangerous substance	1	0	0	#DIV/0!
GSR-2.07 Alcohol	336	245	263	7.3%	RHR-2.5 Setting a fire	2	1	2	100.0%
GSR-3.01 Obstruct/disrupt groups	1	0	2	#DIV/0!	RHR-2.6 False fire report/interference*	1	1	1	0.0%
GSR-3.02 Intimidate/coerce groups	0	0	1	#DIV/0!	RHR-2.7 Tamper with fire equipment	6	0	4	#DIV/0!
GSR-3.03 Provide false information to group	1	0	1	#DIV/0!	RHR-2.8 Unauthorized cooking appliances	0	1	0	-100.0%
GSR-3.04 Falsely represent a group	1	1	2	100.0%	RHR-3.1 Harassment of anyone	29	11	10	-9.1%
GSR-4.01 Damage, deface or destroy	16	12	8	-33.3%	RHR-3.2 Cause/threaten to harm	45	26	23	-11.5%
GSR-4.02 Tampering w/fire equip. ...	7	2	7	250.0%	RHR-3.3 Harassment of employee	25	17	10	-41.2%
GSR-4.03 Use property of another	3	6	5	-16.7%	RHR-3.4 Intimidation	4	1	1	0.0%
GSR-4.04 Theft of personal property	10	6	7	16.7%	RHR-4.1 Theft or tamper	11	7	1	-85.7%
GSR-4.05 Theft of University property	14	4	5	25.0%	RHR-4.2 Misuse of Univ. property	6	2	3	50.0%
GSR-4.06 Misuse of Univ. property*	2	1	1	0.0%	RHR-4.3 Damage, deface or destroy	17	6	11	83.3%
GSR-4.07 Trespassing	21	3	6	100.0%	RHR-5.1 Possess open alcohol	46	5	9	80.0%
GSR-4.08 Posters, signs in Univ area	0	0	0	#DIV/0!	RHR-5.2 Event or floor party with alcohol	35	4	1	-75.0%
GSR-5.01 Provide false information	12	8	9	12.5%	RHR-5.3 Presence of 5x occupancy w/alcohol	17	4	6	50.0%
GSR-5.02 Interference w/Univ. function	16	11	19	72.7%	RHR-5.4 Common source of alcohol	40	7	15	114.3%
GSR-5.03 Alter/forge Univ. document*	1	1	1	0.0%	RHR-6.1 Improperly loaning identification	0	0	0	#DIV/0!
GSR-5.05 Unauthorized Use U. doc/record	2	0	0	#DIV/0!	RHR-6.2 Use of U. identification of another	1	0	0	#DIV/0!
GSR-5.06 Act as agent of University	3	1	0	-100.0%	RHR-6.3 Failure to ID self	16	11	8	-27.3%
GSR-5.07 Failure to ID self	7	9	6	-33.3%	RHR-7.1 Throw objects in dining hall	0	0	1	#DIV/0!
RHR-1.1 Noise	89	65	73	12.3%	RHR-7.2 Steal food from dining hall	1	2	0	-100.0%
RHR-1.2 Interfere with studying	20	16	20	25.0%	RHR-7.3 Enter dining hall w/o proper author.	4	0	0	#DIV/0!
RHR-1.3 Interfere with sleeping	32	34	24	-29.4%	RHR-8.2 Responsibility for visitor	57	25	24	-4.0%
RHR-1.4 Interfere with free access	5	0	1	#DIV/0!	RHR-8.3 Visitor	4	3	1	-66.7%
RHR-1.5 Play athletic games in common area	0	2	0	-100.0%	UAR-2.1 Live in a clean/safe environment	3	0	0	#DIV/0!
RHR-1.6 Safe & clean environment	183	125	152	21.6%	UAR-3.2 Tamper/borrow personal property	0	0	0	#DIV/0!

*Percent change represents current year from prior year

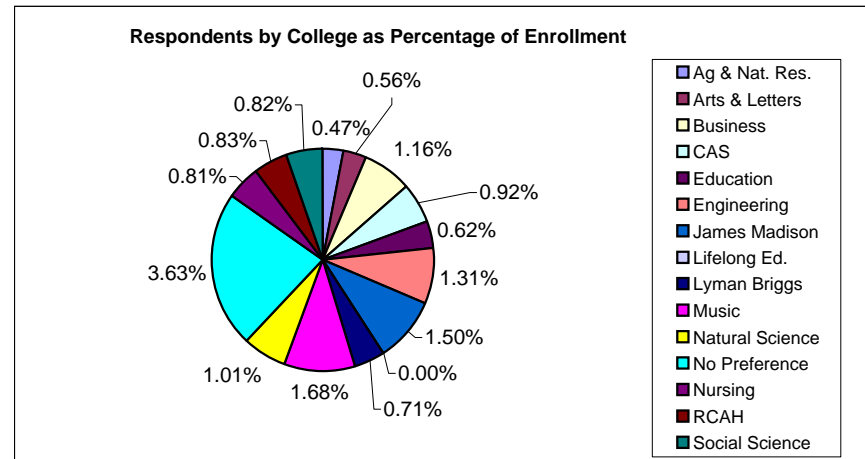
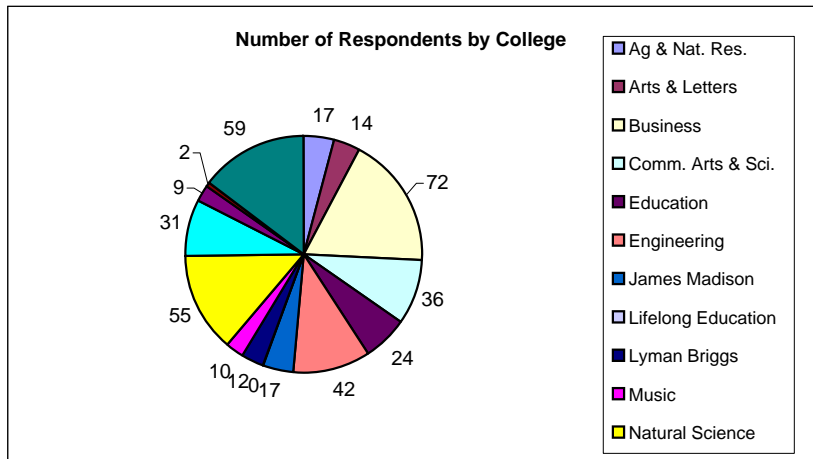
**#DIV/0! means that the number can not be divided by 0 from the previous year.

GSR-General Student Regs., RHR-Residence Hall Bill/Rights and Resp., UAR-U. Apts. Bill/Rights and Resp.

Summary of Statistics
Student Life - Judicial Affairs - Michigan State University

Respondents by College

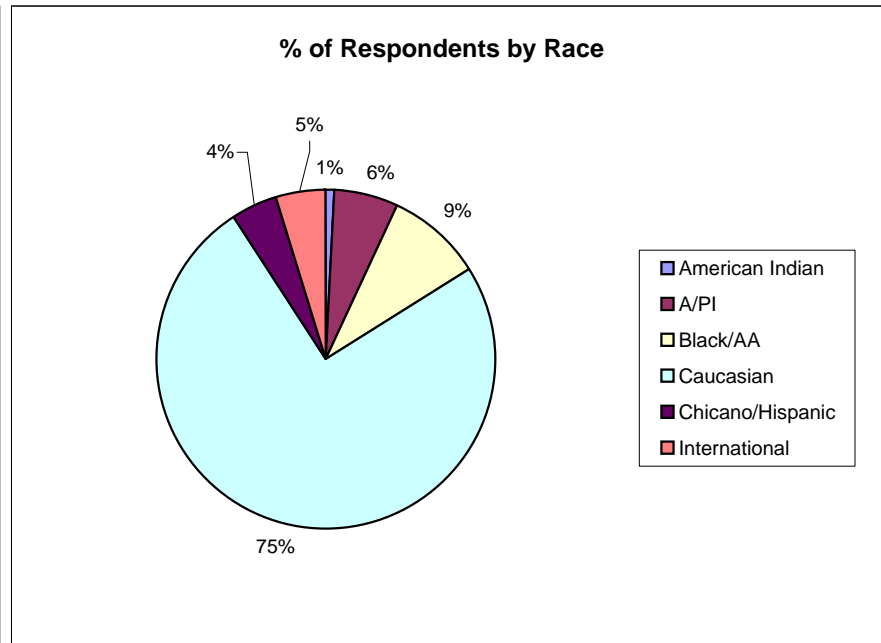
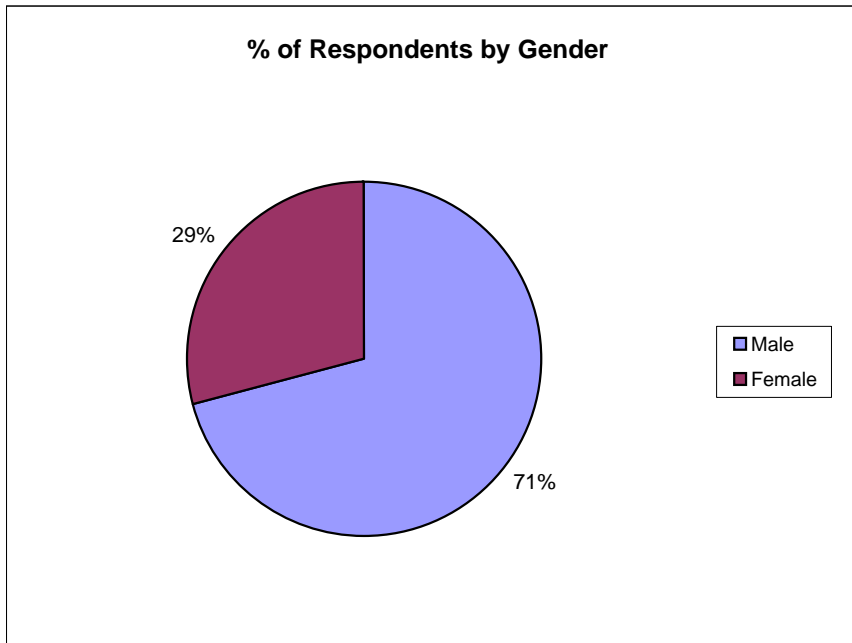
Colleges	Respondents	Enrollment	Resp. as % of Enrollment	Rank	
Ag & Nat. Res.	17	3604	Ag & Nat. Res.	0.47%	14
Arts & Letters	14	2478	Arts & Letters	0.56%	13
Business	72	6186	Business	1.16%	5
Comm. Arts & Sci.	36	3926	CAS	0.92%	7
Education	24	3843	Education	0.62%	12
Engineering	42	3198	Engineering	1.31%	4
James Madison	17	1136	James Madison	1.50%	3
Lifelong Education	0	928	Lifelong Ed.	0.00%	16
Lyman Briggs	12	1697	Lyman Briggs	0.71%	11
Music	10	597	Music	1.68%	2
Natural Science	55	5422	Natural Science	1.01%	6
UUD/No Preference	31	853	No Preference	3.63%	1
Nursing	9	1113	Nursing	0.81%	10
RC Arts & Humanities	2	241	RCAH	0.83%	8
Social Science	59	7152	Social Science	0.82%	9
Vet. Med.	2	903	Vet. Med	0.22%	15
Total	402	43277	Total	0.9%	



Summary of Statistics
 Student Life - Judicial Affairs - Michigan State University

Respondents by Gender and Race

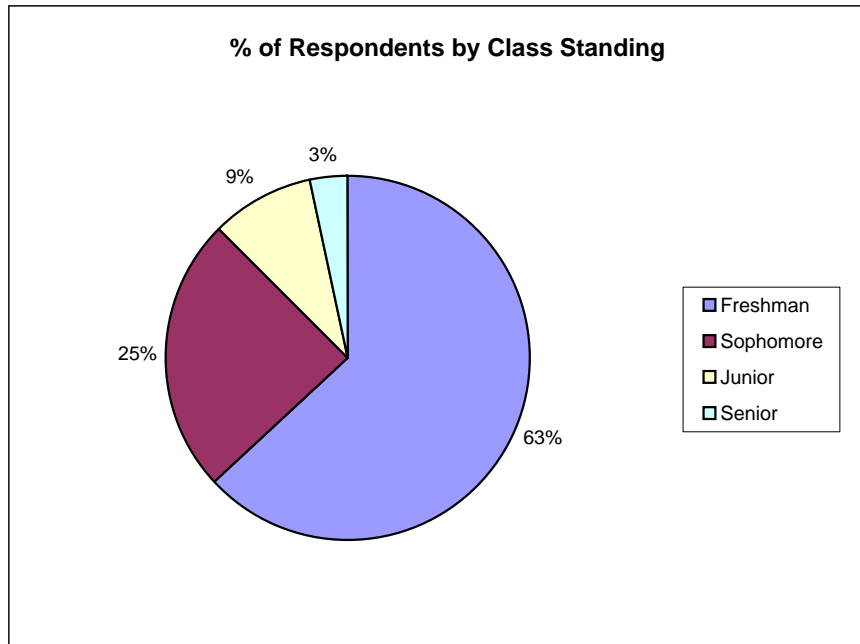
GENDER	Respondents	Enrollment	Percentage	Race/Ethn/Nat'l	Respondents	Enrollment	Percentage
Male	286	20373	1.40%	American Indian	3	312	0.96%
Female	117	24049	0.49%	A/PI	25	2244	1.11%
				Black/AA	36	3198	1.13%
Total	403	44422	0.91%	Caucasian	297	32318	0.92%
				Chicano/Hispanic	17	1281	1.33%
				International	19	4215	0.45%
				Unknown/Other	13	854	1.52%
				Total	410	44422	0.92%



Summary of Statistics
Student Life - Judicial Affairs - Michigan State University

Respondents by Class Standing

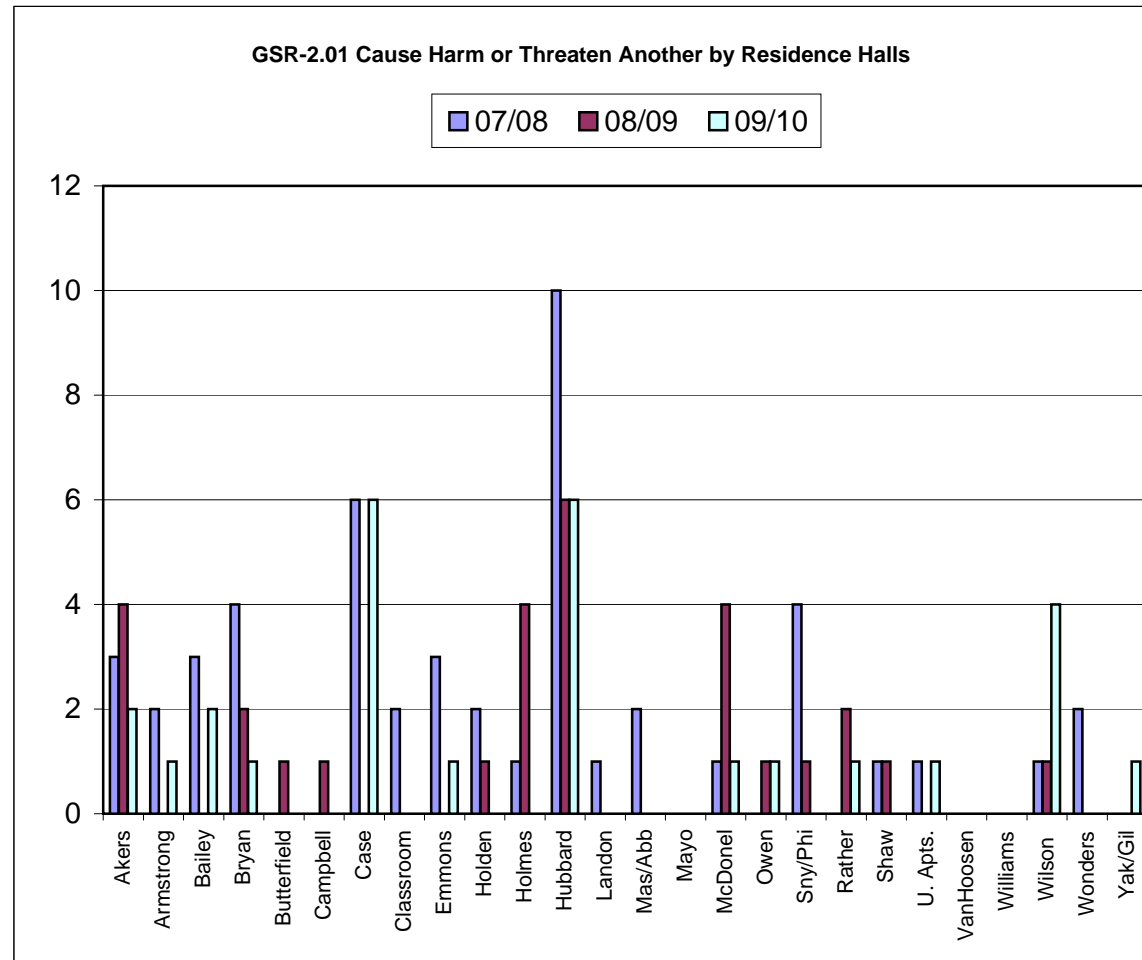
Race/Ethn/Nat'l	Respondents	Enrollment	% of Enrollment
Freshman	294	6952	4.23%
Sophomore	115	7528	1.53%
Junior	42	8579	0.49%
Senior	16	10780	0.15%
Total	467	33839	1.38%



Summary of Statistics

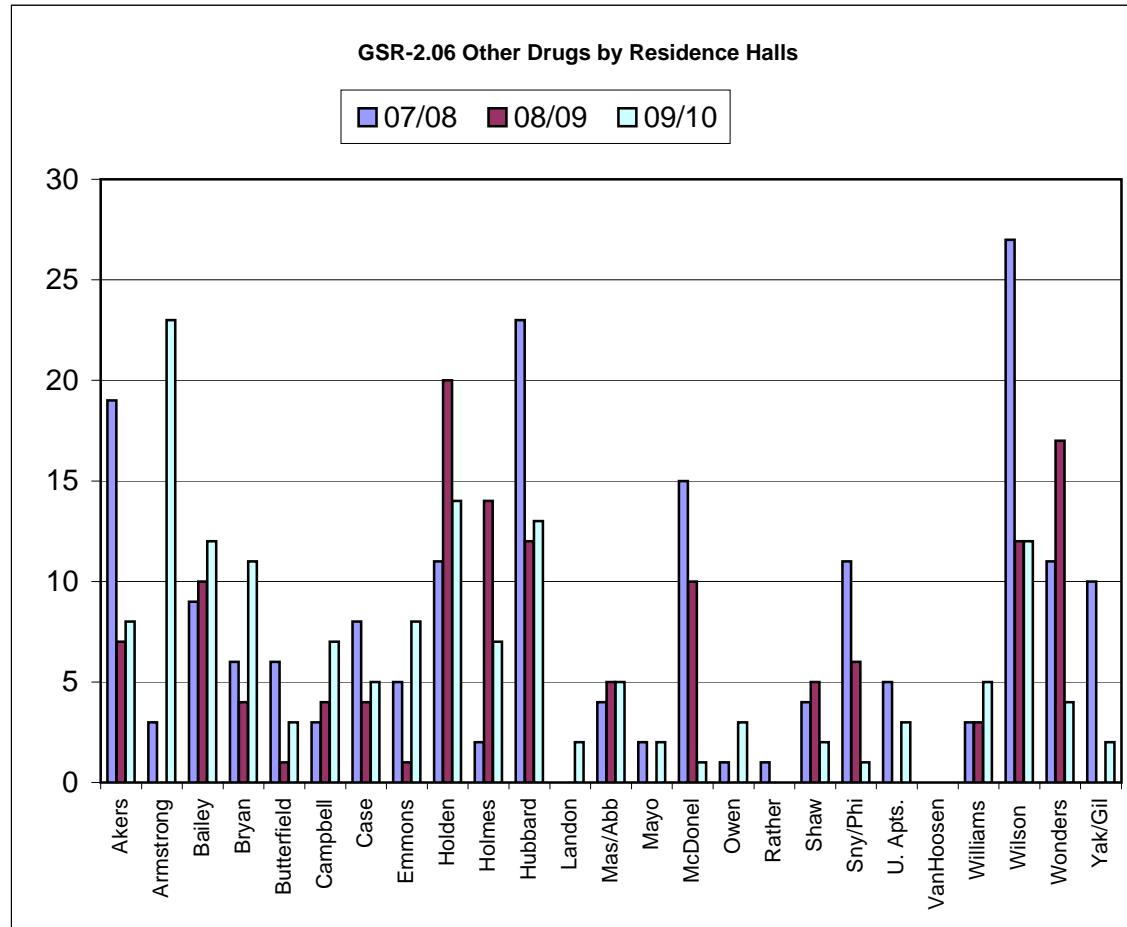
Student Life - Judicial Affairs - Michigan State University

Res. Halls	07/08	08/09	09/10
Akers	3	4	2
Armstrong	2	0	1
Bailey	3	0	2
Bryan	4	2	1
Butterfield	0	1	0
Campbell	0	1	0
Case	6	0	6
Classroom	2	0	0
Emmons	3	0	1
Holden	2	1	0
Holmes	1	4	0
Hubbard	10	6	6
Landon	1	0	0
Mas/Abb	2	0	0
Mayo	0	0	0
McDonel	1	4	1
Owen	0	1	1
Sny/Phi	4	1	0
Rather	0	2	1
Shaw	1	1	0
U. Apts.	1	0	1
VanHoosen	0	0	0
Williams	0	0	0
Wilson	1	1	4
Wonders	2	0	0
Yak/Gil	0	0	1
Total	49	29	28



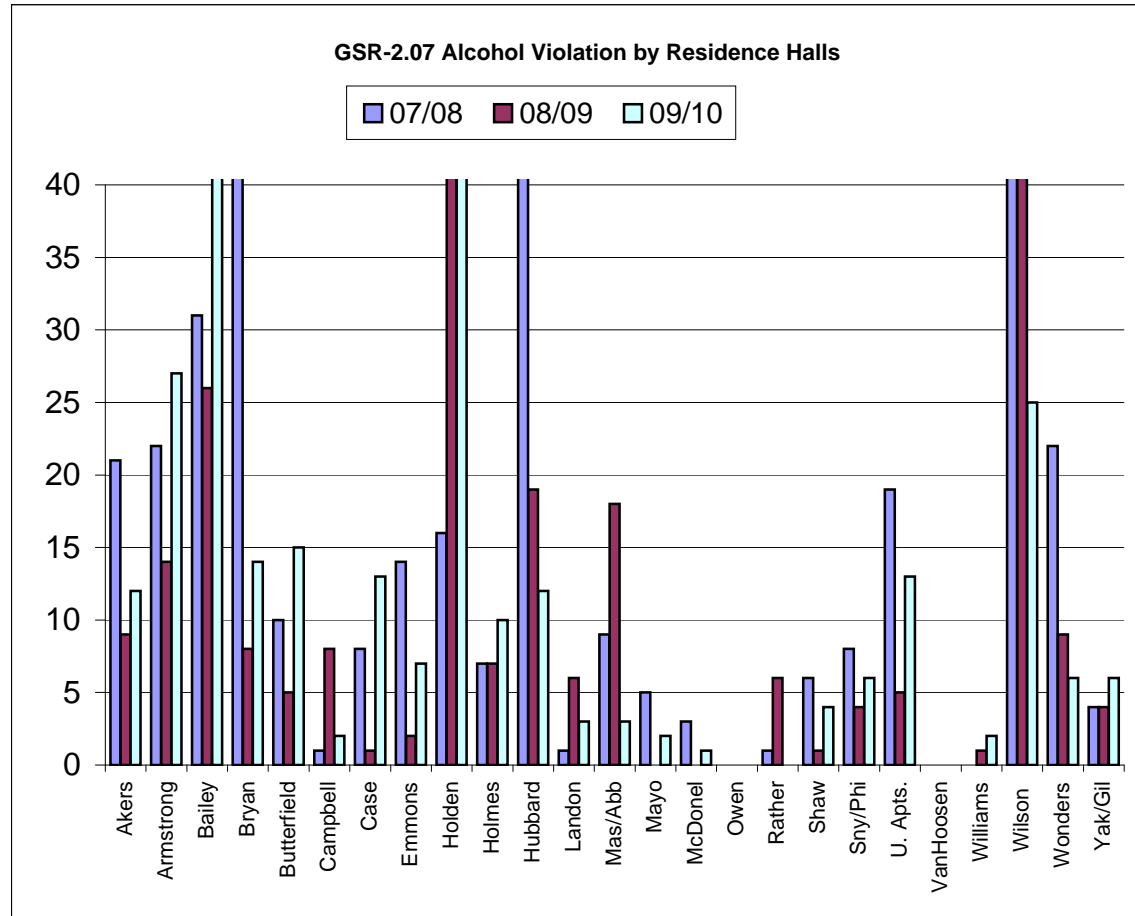
Summary of Statistics
Student Life - Judicial Affairs - Michigan State University

Res. Halls	07/08	08/09	09/10
Akers	19	7	8
Armstrong	3	0	23
Bailey	9	10	12
Bryan	6	4	11
Butterfield	6	1	3
Campbell	3	4	7
Case	8	4	5
Emmons	5	1	8
Holden	11	20	14
Holmes	2	14	7
Hubbard	23	12	13
Landon	0	0	2
Mas/Abb	4	5	5
Mayo	2	0	2
McDonel	15	10	1
Owen	1	0	3
Rather	1	0	0
Shaw	4	5	2
Sny/Phi	11	6	1
U. Apts.	5	0	3
VanHoosen	0	0	0
Williams	3	3	5
Wilson	27	12	12
Wonders	11	17	4
Yak/Gil	10	0	2
Total	189	135	153



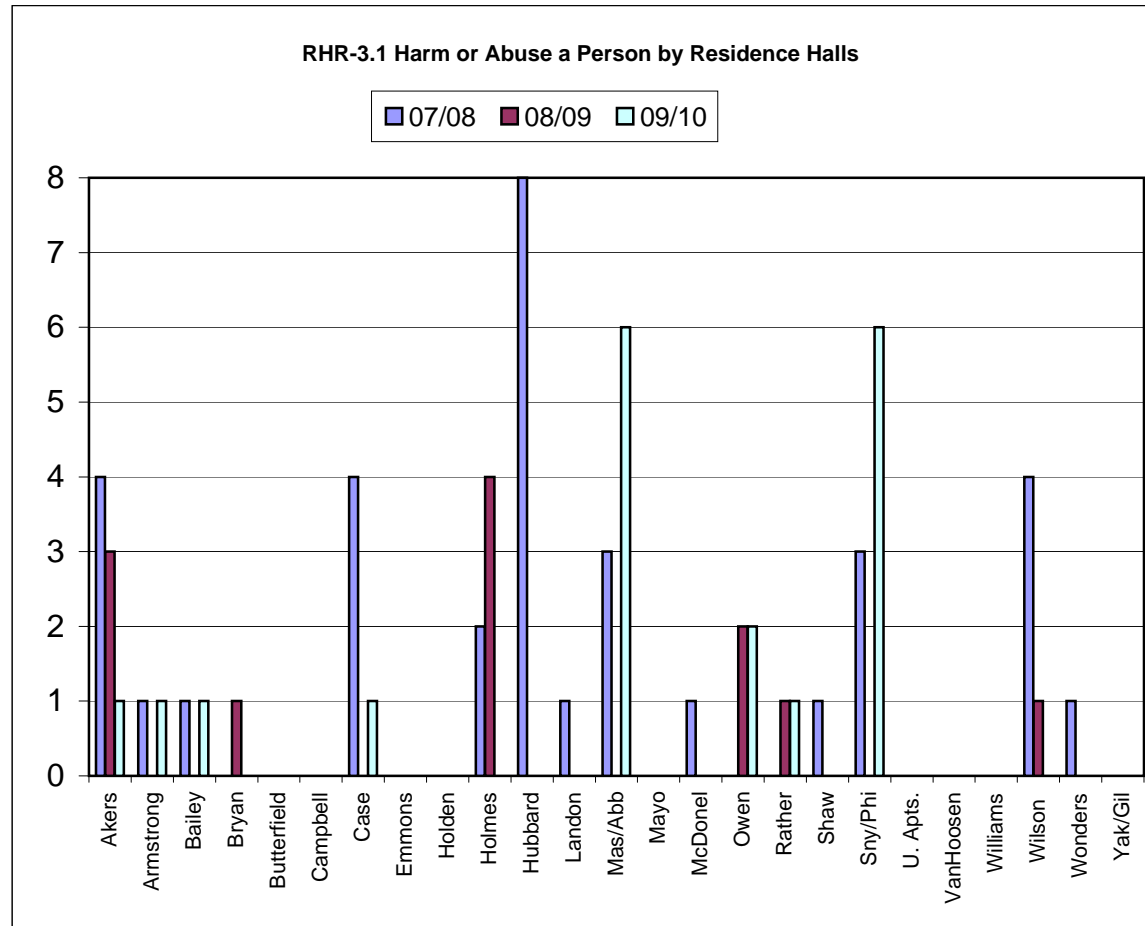
Summary of Statistics
Student Life - Judicial Affairs - Michigan State University

Res. Halls	07/08	08/09	09/10
Akers	21	9	12
Armstrong	22	14	27
Bailey	31	26	41
Bryan	46	8	14
Butterfield	10	5	15
Campbell	1	8	2
Case	8	1	13
Emmons	14	2	7
Holden	16	41	42
Holmes	7	7	10
Hubbard	42	19	12
Landon	1	6	3
Mas/Abb	9	18	3
Mayo	5	0	2
McDonel	3	0	1
Owen	0	0	0
Rather	1	6	0
Shaw	6	1	4
Sny/Phi	8	4	6
U. Apts.	19	5	13
VanHoosen	0	0	0
Williams	0	1	2
Wilson	41	46	25
Wonders	22	9	6
Yak/Gil	4	4	6
Totals	337	240	266



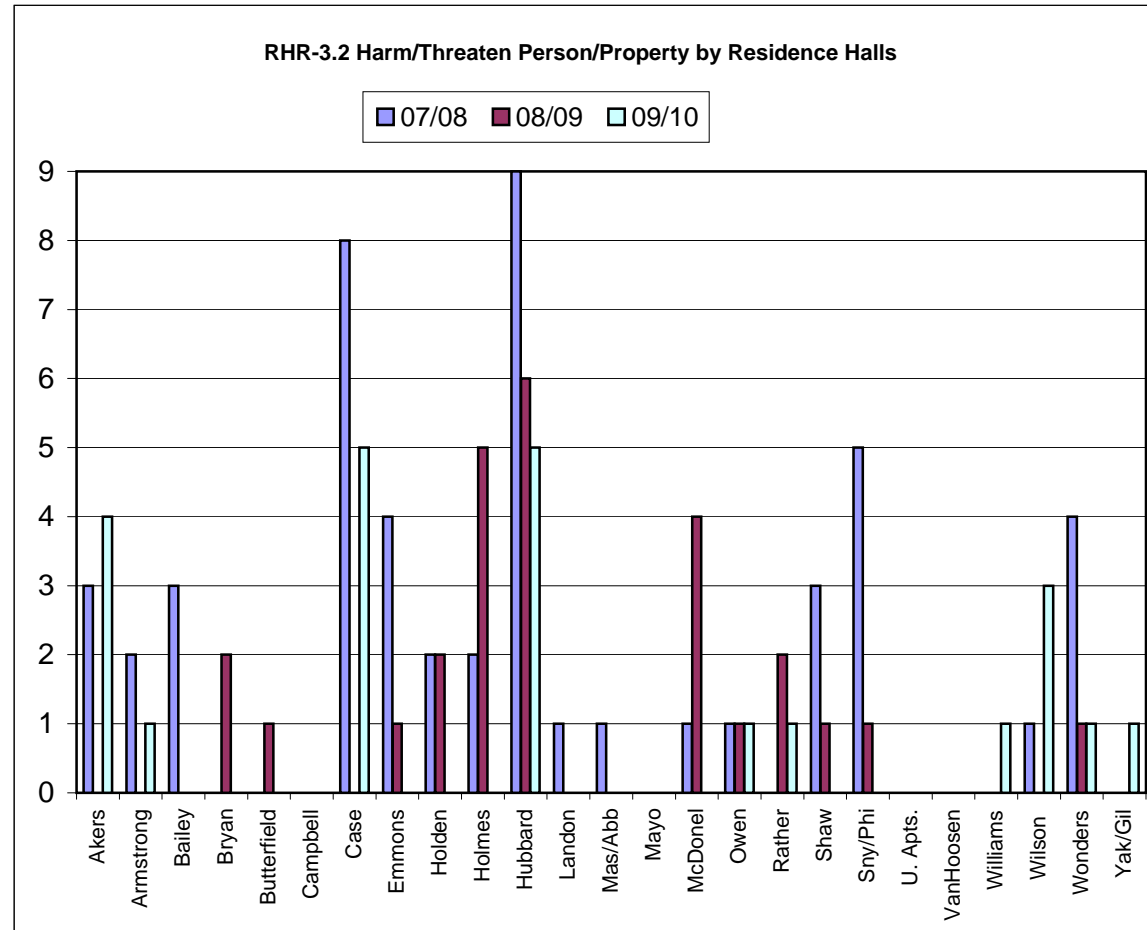
Summary of Statistics
Student Life - Judicial Affairs - Michigan State University

Res. Halls	07/08	08/09	09/10
Akers	4	3	1
Armstrong	1	0	1
Bailey	1	0	1
Bryan	0	1	0
Butterfield	0	0	0
Campbell	0	0	0
Case	4	0	1
Emmons	0	0	0
Holden	0	0	0
Holmes	2	4	0
Hubbard	8	0	0
Landon	1	0	0
Mas/Abb	3	0	6
Mayo	0	0	0
McDonel	1	0	0
Owen	0	2	2
Rather	0	1	1
Shaw	1	0	0
Sny/Phi	3	0	6
U. Apts.	0	0	0
VanHoosen	0	0	0
Williams	0	0	0
Wilson	4	1	0
Wonders	1	0	0
Yak/Gil	0	0	0
Total	34	12	19



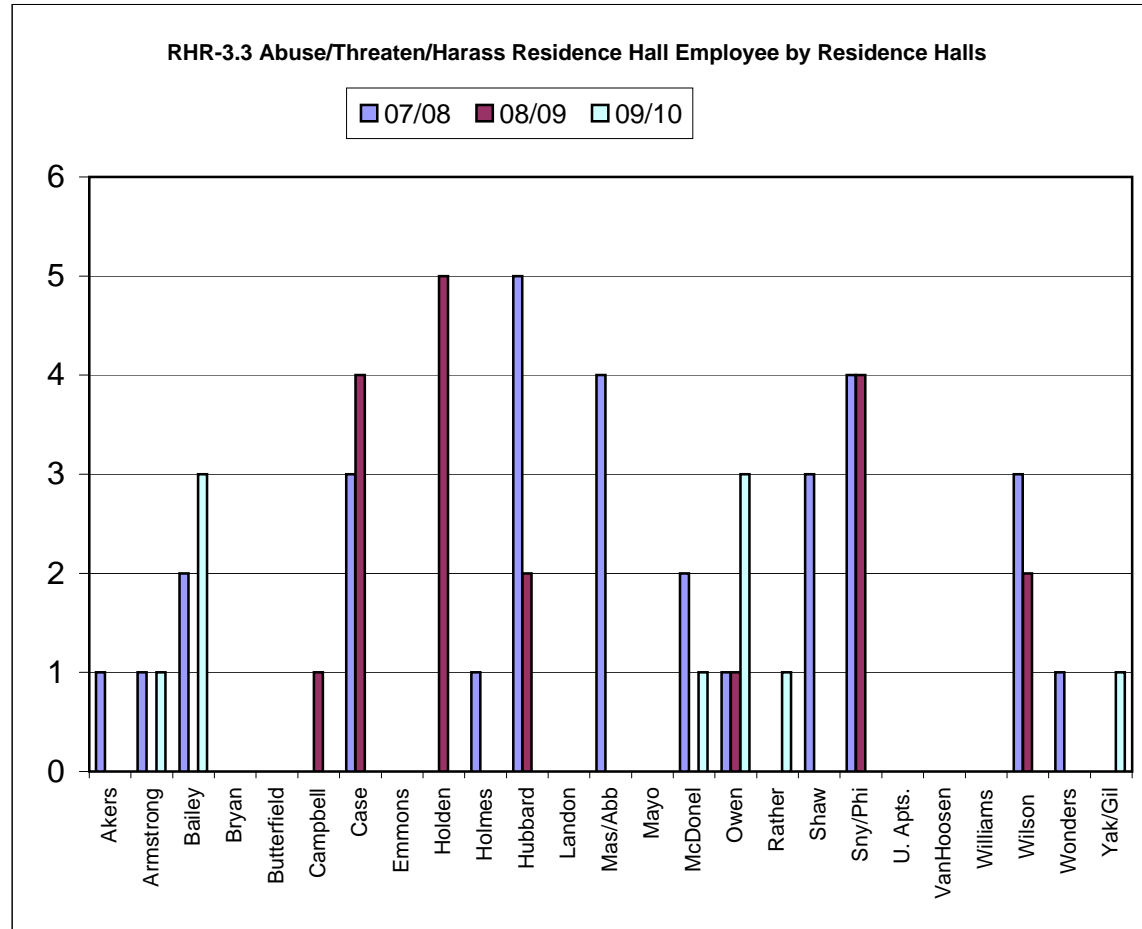
Summary of Statistics
Student Life - Judicial Affairs - Michigan State University

Res. Halls	07/08	08/09	09/10
Akers	3	0	4
Armstrong	2	0	1
Bailey	3	0	0
Bryan	0	2	0
Butterfield	0	1	0
Campbell	0	0	0
Case	8	0	5
Emmons	4	1	0
Holden	2	2	0
Holmes	2	5	0
Hubbard	9	6	5
Landon	1	0	0
Mas/Abb	1	0	0
Mayo	0	0	0
McDonel	1	4	0
Owen	1	1	1
Rather	0	2	1
Shaw	3	1	0
Sny/Phi	5	1	0
U. Apts.	0	0	0
VanHoosen	0	0	0
Williams	0	0	1
Wilson	1	0	3
Wonders	4	1	1
Yak/Gil	0	0	1
Total	50	27	23



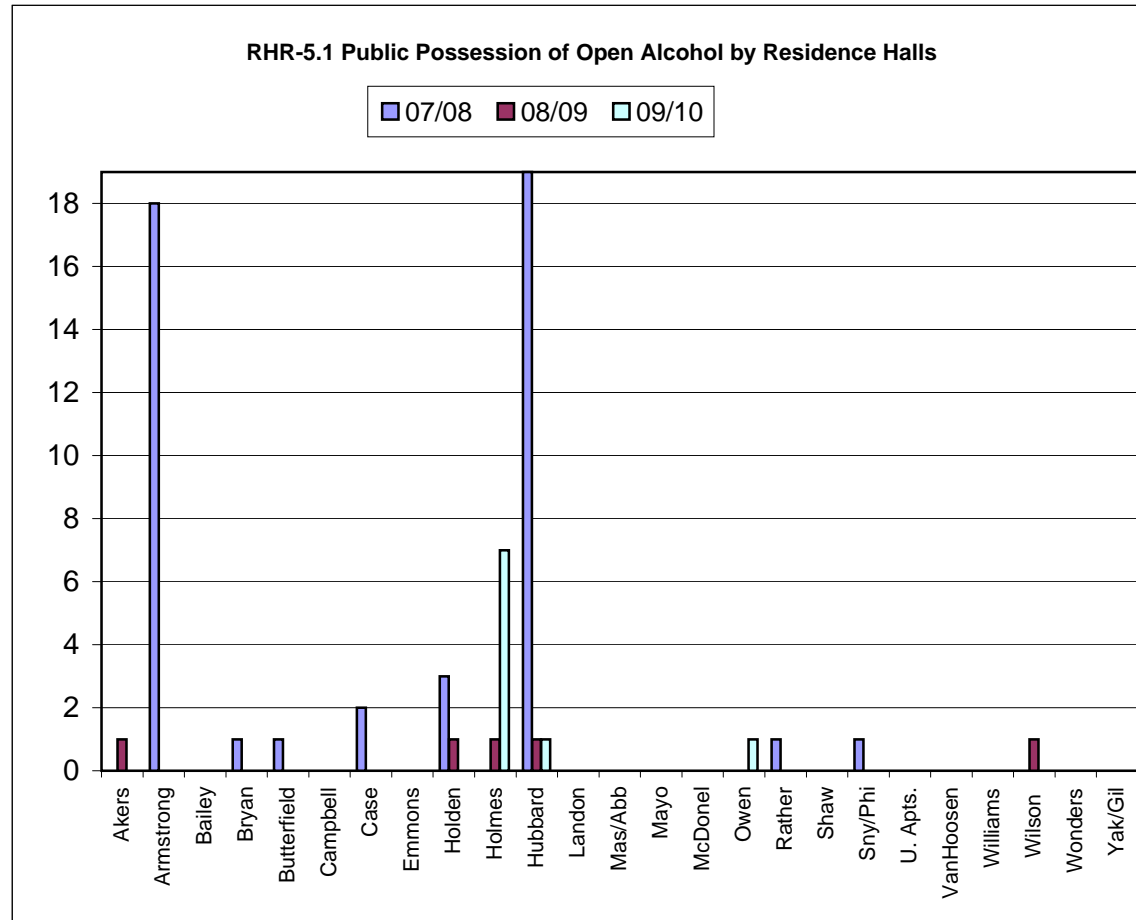
Summary of Statistics
Student Life - Judicial Affairs - Michigan State University

Res. Halls	07/08	08/09	09/10
Akers	1	0	0
Armstrong	1	0	1
Bailey	2	0	3
Bryan	0	0	0
Butterfield	0	0	0
Campbell	0	1	0
Case	3	4	0
Emmons	0	0	0
Holden	0	5	0
Holmes	1	0	0
Hubbard	5	2	0
Landon	0	0	0
Mas/Abb	4	0	0
Mayo	0	0	0
McDonel	2	0	1
Owen	1	1	3
Rather	0	0	1
Shaw	3	0	0
Sny/Phi	4	4	0
U. Apts.	0	0	0
VanHoosen	0	0	0
Williams	0	0	0
Wilson	3	2	0
Wonders	1	0	0
Yak/Gil	0	0	1
Total	31	19	10



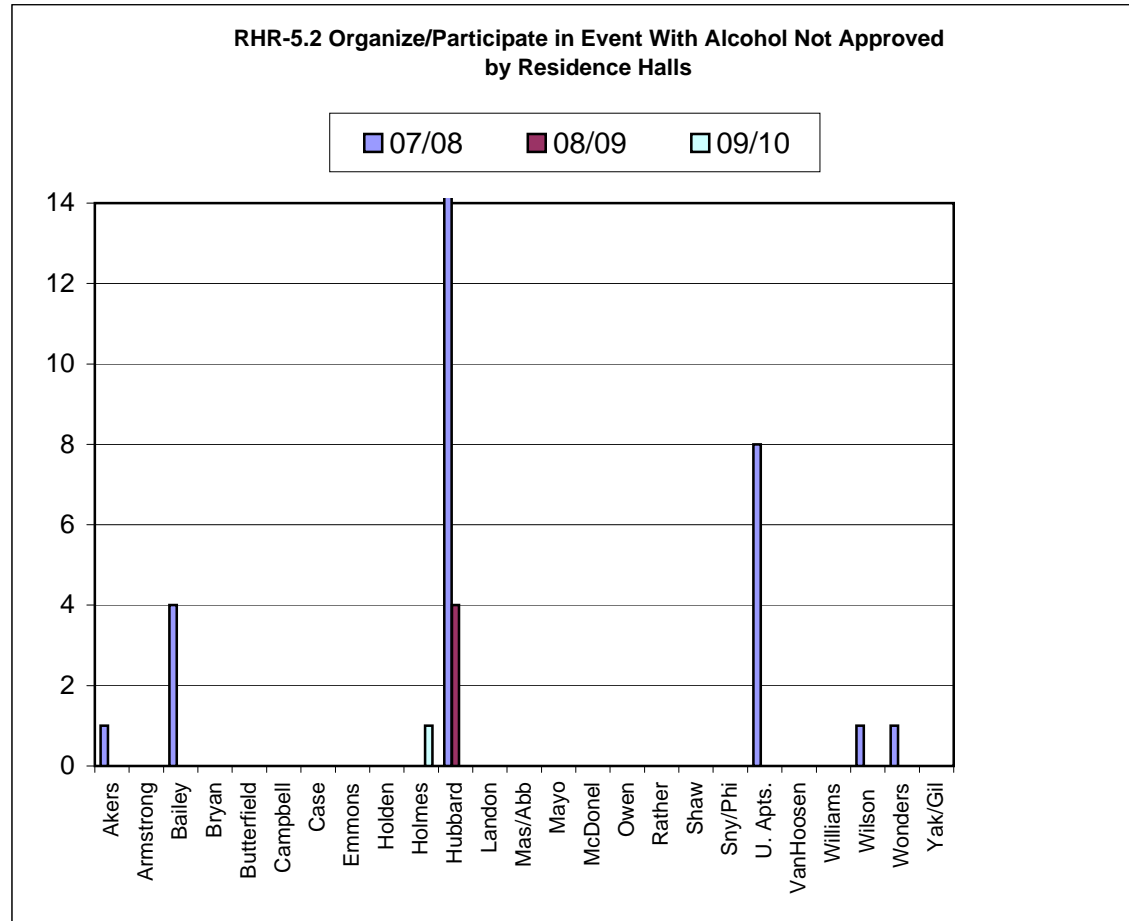
Summary of Statistics
Student Life - Judicial Affairs - Michigan State University

Res. Halls	07/08	08/09	09/10
Akers	0	1	0
Armstrong	18	0	0
Bailey	0	0	0
Bryan	1	0	0
Butterfield	1	0	0
Campbell	0	0	0
Case	2	0	0
Emmons	0	0	0
Holden	3	1	0
Holmes	0	1	7
Hubbard	19	1	1
Landon	0	0	0
Mas/Abb	0	0	0
Mayo	0	0	0
McDonel	0	0	0
Owen	0	0	1
Rather	1	0	0
Shaw	0	0	0
Sny/Phi	1	0	0
U. Apts.	0	0	0
VanHoosen	0	0	0
Williams	0	0	0
Wilson	0	1	0
Wonders	0	0	0
Yak/Gil	0	0	0
Total	46	5	9



Summary of Statistics
Student Life - Judicial Affairs - Michigan State University

Res. Halls	07/08	08/09	09/10
Akers	1	0	0
Armstrong	0	0	0
Bailey	4	0	0
Bryan	0	0	0
Butterfield	0	0	0
Campbell	0	0	0
Case	0	0	0
Emmons	0	0	0
Holden	0	0	0
Holmes	0	0	1
Hubbard	18	4	0
Landon	0	0	0
Mas/Abb	0	0	0
Mayo	0	0	0
McDonel	0	0	0
Owen	0	0	0
Rather	0	0	0
Shaw	0	0	0
Sny/Phi	0	0	0
U. Apts.	8	0	0
VanHoosen	0	0	0
Williams	0	0	0
Wilson	1	0	0
Wonders	1	0	0
Yak/Gil	0	0	0
Total	33	4	1



Summary of Statistics
Student Life - Judicial Affairs - Michigan State University

Res. Halls	07/08	08/09	09/10
Akers	1	0	0
Armstrong	0	0	0
Bailey	13	1	1
Bryan	0	0	0
Butterfield	0	0	0
Campbell	0	0	0
Case	2	0	0
Emmons	0	0	0
Holden	0	0	5
Holmes	0	1	7
Hubbard	2	0	1
Landon	0	0	0
Mas/Abb	0	0	0
Mayo	3	0	0
McDonel	0	0	0
Owen	0	0	0
Rather	0	0	0
Shaw	0	0	0
Sny/Phi	0	0	0
U. Apts.	17	4	0
VanHoosen	0	0	0
Williams	0	0	0
Wilson	0	0	0
Wonders	0	0	0
Yak/Gil	0	1	1
Total	38	7	15

